

Nebraska HIE Cooperative Agreement
Quarterly Progress Report
Jan. 2011

Overview

On March 15, 2010, the State of Nebraska, Division of Administrative Services, Nebraska Information Technology Commission (NITC) received a \$6.8 million award from the State HIE Cooperative Agreement program administered by the U.S. Department of Health and Human Services Office of the National Coordinator for Health Information Technology. The NITC eHealth Council has developed strategic and operational plans which are guiding the implementation of the grant. Plans are available from the NITC website (www.nitc.nebraska.gov). The State of Nebraska is working with NeHII, eBHIN, the Nebraska Department of Health and Human Services, and the Nebraska Hospital Association Research and Education Foundation on behalf of the Nebraska Statewide Telehealth Network to implement the grant.

Highlights

- **Nebraska's operational and strategic eHealth Plans were approved by the Office of the National Coordinator on Nov. 5. The State of Nebraska received a revised Notice of Award on Dec. 1, allowing access to the program's implementation funds.**

- **NeHII continued to expand its operations.**
 - Creighton University Medical Center and Creighton Medical Associates implementation meetings continued with planning go live in March 2011. Implementation meetings began with Community Medical Center in Falls City and Beatrice Community Hospital.
 - Over 34,000 patients were added to the total patient count. 2.4 million results were added by hospitals and physicians and 170 new users were added, trained and began using the Exchange.
 - On-going activities continue to bring additional providers on NeHII. Home Health providers are now using NeHII and efforts to add pharmacists, optometrists and chiropractors continue.
 - NeHII continues to provide its Privacy and Security Policies to states requesting the policies. There is no charge for these policies under an open-source agreement.
 - NeHII continues to investigate additional revenue options designed to achieve sustainability through program use. The claims clearinghouse functionality was implemented during the fourth quarter. NeHII continues to provide HIE Advisory consulting to numerous states.
 - Presentations and approvals for the following functionality is in progress: NHIN and PHR Gateways, Immunization Gateway, Disease Registries, Reporting, Quality Analytics, Decision Support, Image Sharing, and Two Factor Authentication.

- NeHII has been meeting regularly with the Nebraska Department of Health and Human Services Division of Public Health to plan for connecting the state's immunization registry, electronic disease surveillance system (NEDSS), and syndromic surveillance system. Axolotl anticipates having the required module developed by March.
- **eBHIN made significant progress toward implementation of its HIE with a planned go live date of March 29, 2011.**
 - The eBHIN team has continued to work with the NextGen development team on the configuration of the system to deliver the required functionality.
 - NextGen and eBHIN organized together a formal HIE Implementation "Kick-Off" event. More than 50 participants attended.
 - eBHIN's Technology Consultant, Rich Marreel, the Data Center Administrator and the Technology Standards Committee finalized the hardware and software requirements for the Data Center.
 - The eBHIN Board of Directors has entered into an Interim Agreement for Data Center co-location and System Administration Services with the Heartland Community Health Care Network in order to expedite installation of the system. A comprehensive services contract is in the process of finalization.
 - In this last quarter, eBHIN finalized the Master Intercompany Services Agreement that will be utilized among all Network participants. Formal issue of the contract to all Network Participants is planned for January 2011 for execution prior to "Go Live" on March 29th, 2011.
 - eBHIN and NextGen conducted a Shared Record Design Finalization workshop where more than 50 provider representatives participated.
 - The process for upload of information from the eBHIN HIE to Magellan Behavioral Health continues to be defined.
 - eBHIN has continued development of an Operations Manual that adapts the existing NeHII Operations Manual.
- **Lt. Governor Rick Sheehy and project partners have participated in national meetings and committees.**
 - Lt. Governor Rick Sheehy, Anne Byers, and Deb Bass attended the ONC All Grantee meeting in Washington, D.C. from Dec. 14 to Dec. 16.
 - Wende Baker and Anne Byers participated in a National Governors Association discussion on the exchange of behavioral health information in Washington, D.C. on Dec. 10.
 - Deb Bass was selected to join the Advisory Committee of the Privacy & Security Community of Practice (CoP) as part of the State Health Information Exchange Cooperative Agreement Program.

- **Lt. Governor Rick Sheehy and project partners have coordinated HIE activities within the state and involved stakeholders.**
 - The planning/implementation team which includes representatives of the Nebraska Information Technology Commission, NeHII, eBHIN, and the NDDHS Division of Medicaid and Long-Term Care meet weekly. Biweekly meetings are held with the ONC Project Officer and Lt. Governor Sheehy.
 - The eHealth Council reactivated the E-Prescribing Work Group. The initial meeting was held Nov. 30.
 - NeHII and eBHIN held public events in November to share progress and answer questions.
- **Baseline data for 2010 was collected and targets were developed.** The eHealth Council was expected to approve the targets at their meeting scheduled for Jan. 11. Unfortunately, the meeting had to be canceled due to inclement road conditions and very cold temperatures across much of the state. A meeting will be rescheduled later.

Baseline Data and Targets

Connectivity Type	Baseline—2010	Target—End of 2011
Hospitals	<p>NeHII</p> <ul style="list-style-type: none"> • 15 hospitals • 13% of Nebraska hospitals • 39% of hospital beds 	<p>NeHII</p> <ul style="list-style-type: none"> • 21 hospitals • 22% of Nebraska hospitals • 45% of hospital beds <p>eBHIN</p> <ul style="list-style-type: none"> • 1 hospital
Providers	<p>NeHII</p> <ul style="list-style-type: none"> • 1,288 total users, including physicians, mid-levels, nurses, pharmacists, and staff • 500 Physician and Physician Extenders out of 4,266 in state <ul style="list-style-type: none"> • 12% of physicians and physician extenders 	<p>NeHII</p> <ul style="list-style-type: none"> • 2,000 total users, including physicians, mid-levels, nurses, pharmacists, and staff • 900 physicians and physician extenders out of 4,266 in state <ul style="list-style-type: none"> • 21% of physicians and physician extenders <p>eBHIN</p> <ul style="list-style-type: none"> • 776 providers out of 3,929 behavioral health providers • 20% of behavioral health providers
Health Plans	<ul style="list-style-type: none"> • 1 health plan (BlueCross BlueShield of Nebraska) currently participates 	<ul style="list-style-type: none"> • 1 health plan • Note: By mid-2011, Nebraska’s Medicaid program will have submitted its State Medicaid HIT Plan. The plan will include recommendations on how Nebraska Medicaid will participate in health information exchange.
Lab Connectivity	<p>NeHII-2010 Baseline</p> <ul style="list-style-type: none"> • 0 out of six independent reference labs • 10 hospital labs out of 90 hospital labs • 10% of 96 hospital and major independent reference labs 	<p>NeHII</p> <ul style="list-style-type: none"> • 1 out of six independent reference labs • 21 hospital labs out of 90 hospital labs • 21% of hospital and independent reference labs <p>eBHIN</p> <p>N/A. eBHIN will most likely go through NeHII for laboratory information.</p>

Public Health Goals	Baseline—2010	Suggested 2011 Target
# of providers submitting data to the immunization registry	238	An increase of 20% to 286
# of labs submitting data to NEDSS	12	An increase of 30% to 16
# of hospitals submitting data to the syndromic surveillance system	6	16

E-Prescribing Goals—2011	Baseline--End of 2009	End of 2011
Pharmacists	<ul style="list-style-type: none"> 78% of community pharmacists activated for e-prescribing 	<ul style="list-style-type: none"> 90% of community pharmacists activated for e-prescribing
Physicians/Prescribers	<ul style="list-style-type: none"> 11% of physicians in Nebraska routed prescriptions electronically 	<ul style="list-style-type: none"> 50% of physicians in Nebraska routing prescriptions electronically

Expenditures by Quarter

Quarter	NeHII	eBHIN	State of Nebraska	Total
2 nd Quarter 2010	\$205,686.40	0	\$10,919.60	\$216,606.00
3 rd Quarter 2010	\$193,007.76	\$74,436.72	\$8,711.05	\$276,155.53
4 th Quarter 2010	\$127,037.09	\$16,776.27	\$12,207.01	\$156,020.37
Total	\$525,731.25	\$91,212.99	\$31,837.66	\$648,781.90

NeHII Fact Sheet
December 31, 2010

NeHII Application for Statewide HIE

- Based on hybrid federated model
- Uses an opt out platform
- HIPAA Compliant
- Utilizes Elysium software developed by Axolotl
- CCHIT Certified
- www.nehii.org

Implementation Seed Capital

- Class B membership dues paid
 - Alegent Health, Children's Hospital and Medical Center, Methodist Health System, The Nebraska Medical Center
 - BlueCross and BlueShield of Nebraska
- Nebraska Information Technology Commission (NITC) Grant
- ONC State Cooperative Agreement Program

Participant Information

- Participants include:
 - Alegent Health System, Children's Hospital and Medical Center, Methodist Health System, The Nebraska Medical Center, Mary Lanning Memorial Hospital, Great Plains Regional Medical Center
 - BlueCross and BlueShield of Nebraska

Statewide HIE

- Statewide rollout began in July 2009
- Statewide Integrator designated in September 2009
- 501(c)(3) status received in November 2009

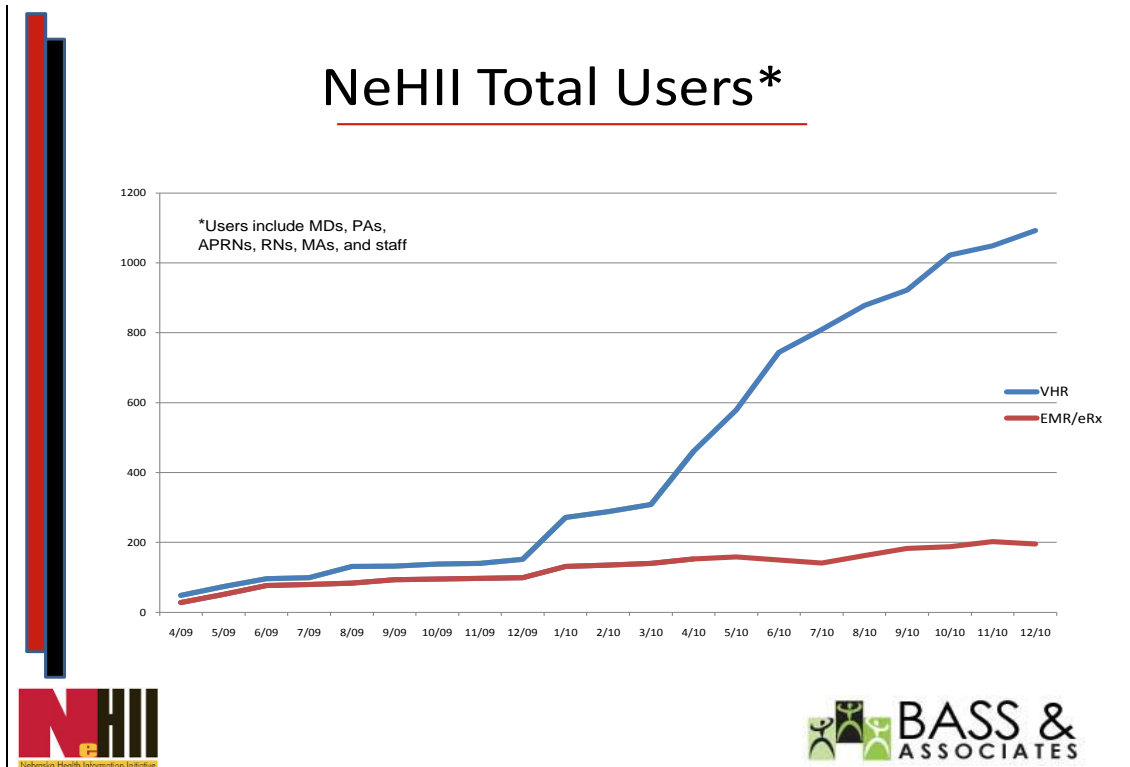
Latest News

- Dr. David Blumenthal, National Coordinator for HIT, visits Omaha - [World Herald Article](#) - July 22, 2010
- Joining NeHII are Community Medical Center in Falls City and Creighton University Medical Center

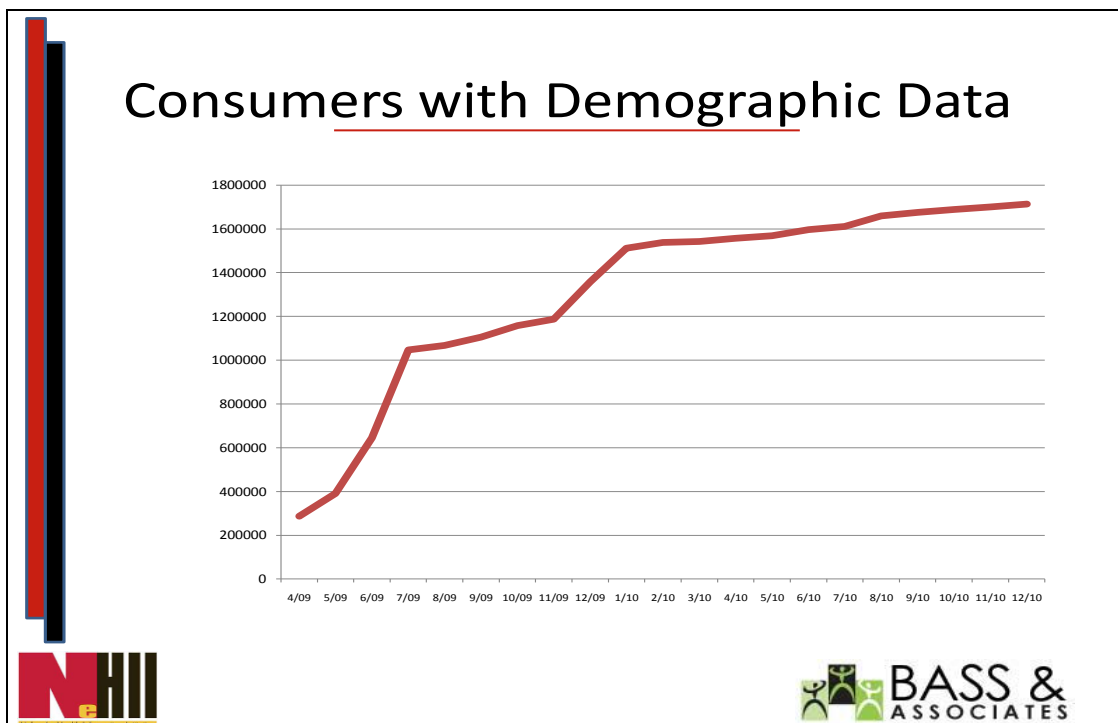
Updated Statistics as of: December 31, 2010

Patient demographics across the state	1,713,831	
• Total patients that have Opted Out	43,600	2.54%
• Total patients Opting back In	2,919	6.69%
Provider Information		
• Number of users accessing the VHR	1,093	
• Number of users accessing the EMR	195	
Number of requests in the system:		
• Percentage of requests completed in less than 2 seconds		93.69%
Number of prescriptions sent electronically, faxed or printed	28,827	
• Electronic		96.88%
• Printed		1.64%
• RxHUB Mail Order		1.48%
Number of results sent to Exchange	16,737,011	
• LAB	12,001,481	
• RAD	2,898,101	
• Transcription	1,837,429	

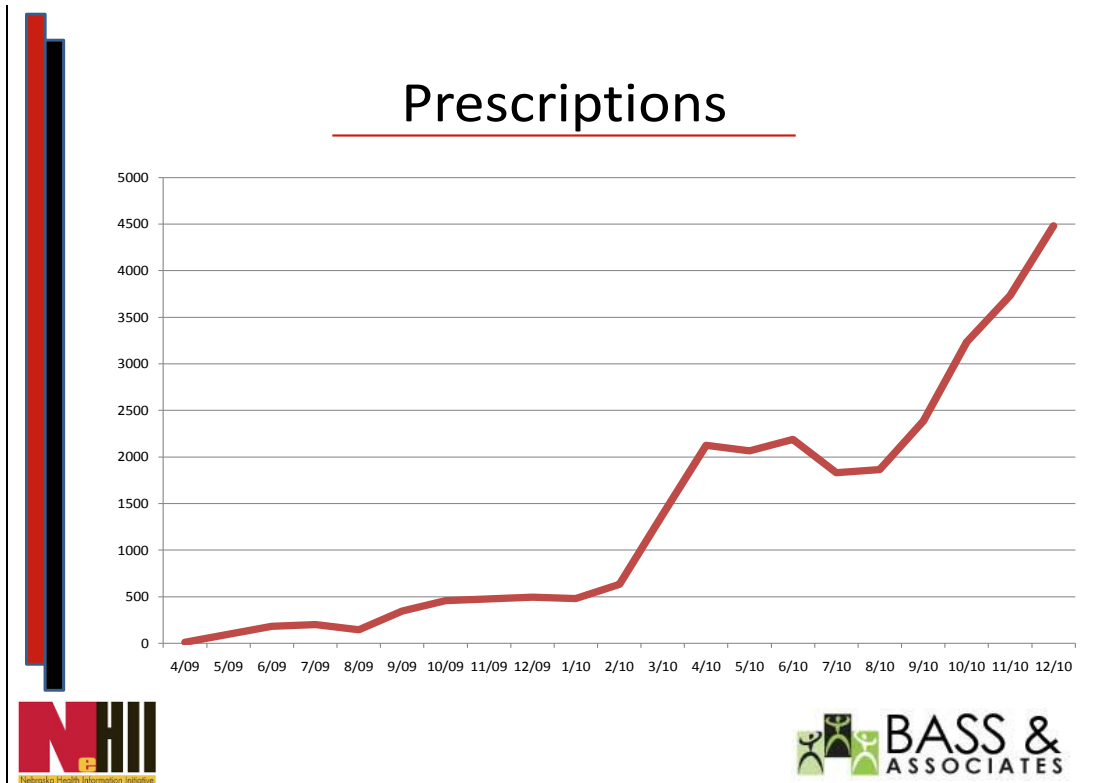
The following graph reflects the **Total** users on NeHII since April 2009.



The following graph reflects the Consumers with demographic data that NeHII has tracked since April 2009.



The following graph reflects the prescriptions that have been issued since April 2009.



Benchmarks and Targets

Measures—NeHII	Jan. - March 2010 Actual	April - June 2010 Actual	July-Sept. 2010 Actual	Oct.- Dec. 2010 Actual
Number of Clients				
<ul style="list-style-type: none"> Number of clients in the Master Patient Index 	1,544,570	1,592,430	1,679,004	1,713,831
<ul style="list-style-type: none"> Number of Nebraska clients in the Master Patient Index 	1,138,107	1,175,133	1,242,462	1,270,379
<ul style="list-style-type: none"> Total patients that have Opted Out 	27,032	33,623	39,686	43,600
<ul style="list-style-type: none"> Total patients Opting back In 	2,092	2,367	2,670	2,919
Provider Information				
<ul style="list-style-type: none"> Number of successful matches within a facility/across the community 	155,642	184,589	213,130	234,750
<ul style="list-style-type: none"> Number of physicians and staff using the Virtual Health Record (VHR) 	296	745	922	1,093
<ul style="list-style-type: none"> Number of physicians and staff using the EMR 	137	160	183	195
<ul style="list-style-type: none"> Total number of physicians using VHR or the EMR 	327	446	508	528
Hospital Information				
<ul style="list-style-type: none"> Number of hospitals participating 	8	9	15	15
<ul style="list-style-type: none"> % of hospitals participating 	8	10	13	13
<ul style="list-style-type: none"> Percent of hospital beds covered 	36	40	39	39
Public Health Information				
<ul style="list-style-type: none"> State systems connected 	0	0	0	0
<ul style="list-style-type: none"> Local health departments connected 	0	0	0	0
<ul style="list-style-type: none"> Percent of public health departments connected 	0	0	0	0
Payer Information				
<ul style="list-style-type: none"> Number of payers participating 	1	1	1	1
Laboratory and Imaging Facility Information				
<ul style="list-style-type: none"> Number of labs and imaging facilities connected 	3	9	9	9
<ul style="list-style-type: none"> Percent of lab and imaging facilities connected 	0	.5	.5	.5
Specialty Exchange Connections				
<ul style="list-style-type: none"> Number of specialty exchanges 	0	0	0	0

connected				
Number of Requests in the System:				
• Total Requests completed since May 1, 2009	412,190	624,575	840,531	1,109,132
• Total Requests completed in less than 2 seconds	396,032	486,338	684,628	1,039,159
• Requests completed this quarter	116,664	212,385	215,956	268,601
Total Number of Prescriptions Sent Electronically, Faxed or Printed				
• Electronic	4,757	10,921	17,376	28,828
• Printed	127	269	301	474
• RxHUB Mail Order	31	104	174	425
Number of prescriptions sent this quarter	2,499	6,379	6,082	11,452
Total Number of Results Sent to Exchange				
• LAB	6,633,699	8,457,109	10,219,936	12,004,862
• RAD	1,838,874	2,181,762	2,785,194	3,111,723
• Transcription	947,739	1,258,408	1,697,609	1,999,489
Number of Results Sent to Exchange this Quarter				
• LAB	1,716,315	1,823,410	1,762,827	1,784,926
• RAD	399,993	342,888	603,432	326,529
• Transcription	305,813	310,669	439,201	301,880
Meaningful Use Measures Offered				
• Number of Meaningful Use measures offered	3	3	3	3

Meaningful Use Measures Currently Offered:

- E-prescribing
- Electronically exchanging key clinical information
- Electronically checking insurance eligibility information